

Logging into the DOME4.0 platform starts at the homepage of the platform (<https://nextgen.dome40.io/>). At the top right corner of the screen (see Figure 1) the login button is located.

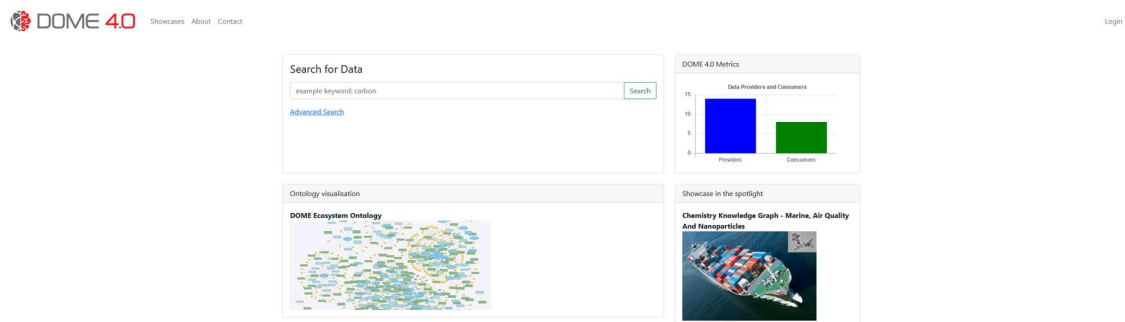


Figure 1 DOME 4.0 platform homepage

Upon clicking on the button, the user is redirected to the main log in screen (see Figure 2). The login screen has two main parts: the top part has the typical login via username and password and the bottom part has a login button using a GitHub account. DOME 4.0 platform only supports login via GitHub, thus the top part should be ignored.

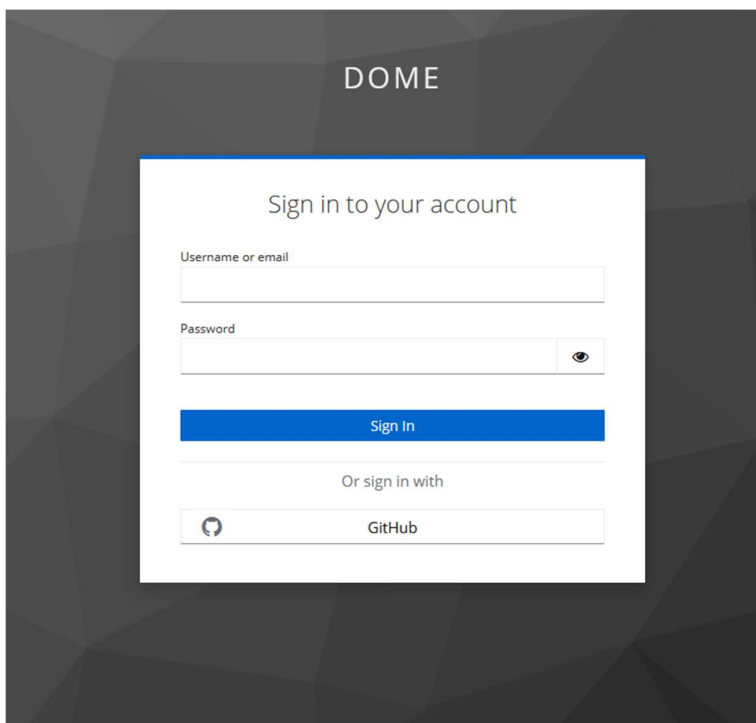


Figure 2 DOME4.0 login screen

Upon clicking the GitHub button, there are various redirections that may happen depending on the following scenarios:

1. User has a GitHub account, is signed-in, and has authorized the DOME4.0 platform to access their profile.

2. User has a GitHub account, is signed-in, and has not authorized the DOME4.0 platform to access their profile.
3. User has a GitHub account and is not signed in.
4. User does not have a GitHub account.

Scenario 1 is typical scenario for users having accessed the platform in the past. The user is redirected to the platform homepage for logged in users (see Figure 3). Notice the top right menu has changed.

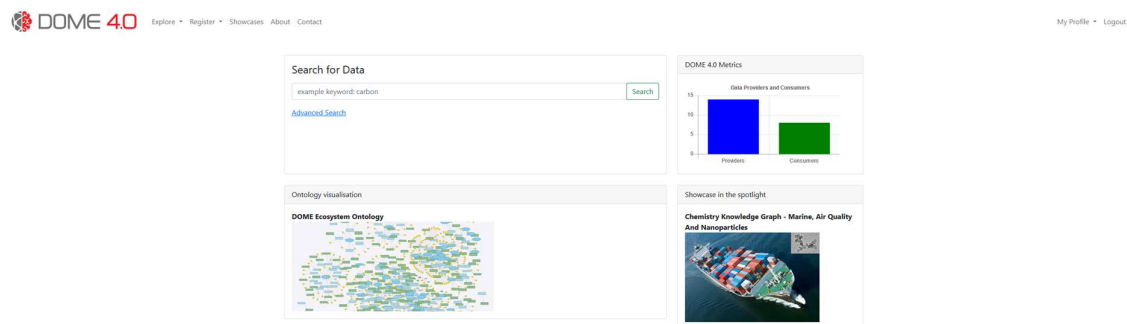


Figure 3 DOME 4.0 platform homepage with logged in user

Scenario 2, 3, and 4 are typical for users accessing the platform for the first time. In scenario 2 the user is redirected to the authorization page in GitHub (see Figure 4).

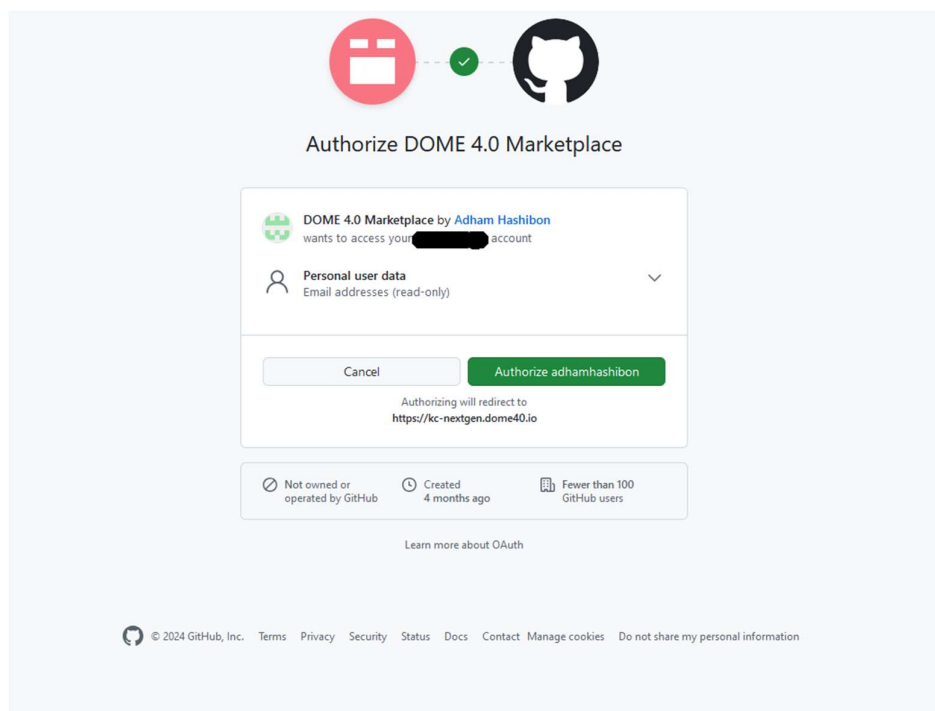


Figure 4 GitHub authorization for DOME 4.0 platform

After clicking on the authorize button the user is redirected to DOME4.0 platform for filling-in their profile details (see Figure 5). Some details will be pre-filled with information from the user's GitHub profile.

DOME

Update Account Information

Username

Email

First name

Last name

[Submit](#)

Figure 5 DOME4.0 form for gathering user profile details

Upon clicking the submit button the user is redirected to the platform homepage for logged in users as illustrated in Figure 3.

In scenario 3 and 4 the user is redirected to the login page of GitHub (see Figure 6). In this page the user will either sign in with their credentials or in case they do not have an account they can click the button 'Create an account' at the bottom. Based on the conditions that apply as soon as the sign in is completed the workflows of scenarios 1 or 2 will be applicable. The GitHub guide for creating a new account is found here: <https://docs.github.com/en/get-started/onboarding/getting-started-with-your-github-account>.



Sign in to **GitHub**
to continue to **DOME 4.0**
Marketplace

Username or email address

Password

[Forgot password?](#)

Sign in

[Sign in with a passkey](#)

New to GitHub? [Create an account](#)

[Terms](#) [Privacy](#) [Docs](#) [Contact GitHub Support](#) [Manage cookies](#) [Do not share my personal information](#)

Figure 6 GitHub sing in page